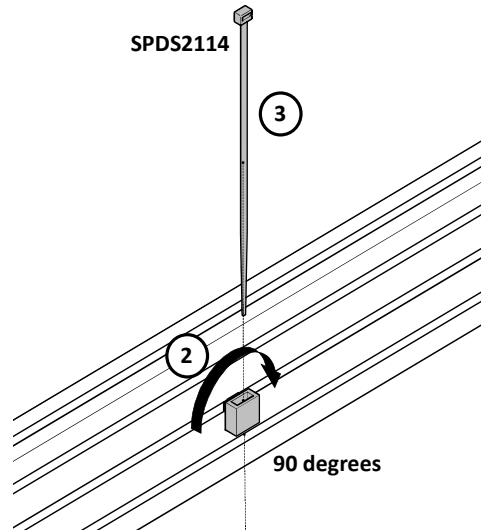



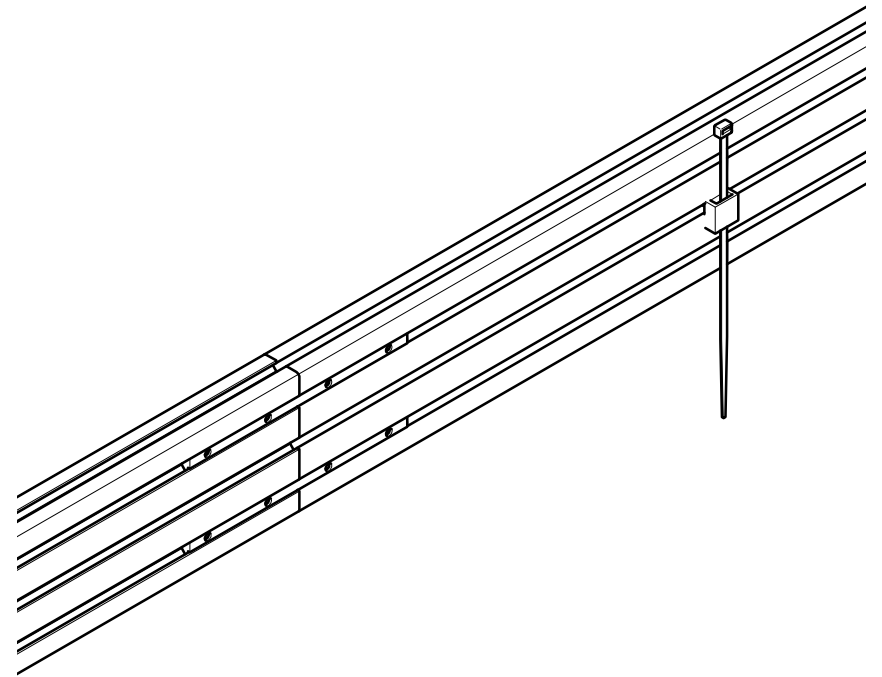
3 Mount cable management clip



- 1 Fix cable tie anker to rail
- 2 Turn 90 degrees
- 3 Run cables and tighten cable tie

Installation Guide

SPDS2101 + SPDS2102 + SPDS2118
SPDS2112 + SPDS2113 + SPDS2114
Rails & accessories



CAUTION

This product must be installed by a professional installer. It is recommended that more than one person are involved in the installation of this product.

Do not exceed the stated weight limits.
The maximum weight limit for this product is 150 kg per ceiling pole.

This product is intended for indoor use only.

If these installation instructions are not followed precisely, it could lead to product failure and potential personal injury.

Ergonomic Solutions cannot be held responsible for any failure or injury, if the installation instructions are not followed correctly.

Box content

SPDS2101
Rail L = 480mm

SPDS2102
Rail L = 1100mm

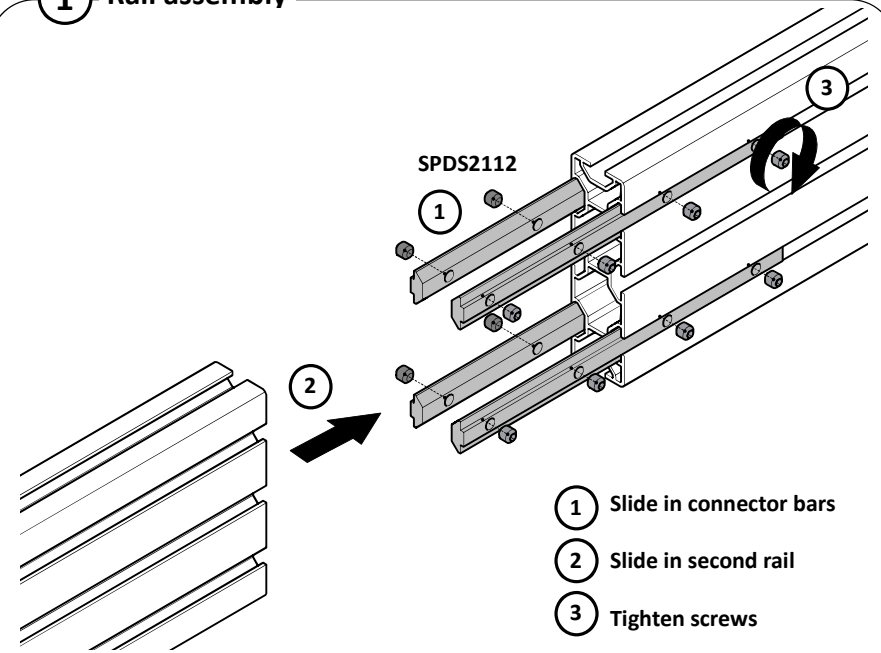
SPDS2118
Rail L = 800mm

SPDS2112
Rail connector kit

SPDS2114
Cable management clip

SPDS2113
Rail end cap

1 Rail assembly



2 Mount endcaps

